

REV.  
B

AS5422

FEDERAL SUPPLY CLASS  
4720

RATIONALE

REACH DIMENSIONS C1 AND F1 WERE REVISED FROM "MIN" TO "MAX" BECAUSE THIS IS MAXIMUM LENGTH OF THE FITTING. A TOLERANCE WAS ADDED TO THE LEADWIRE LENGTH.

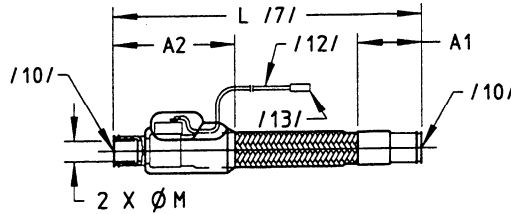


FIGURE 1 - STYLE A1

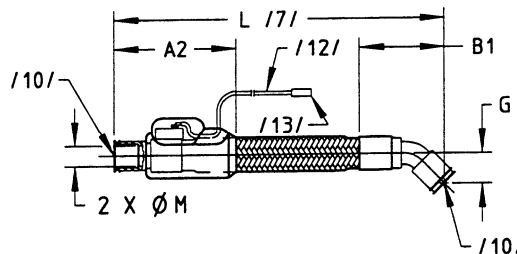


FIGURE 2 - STYLE B1

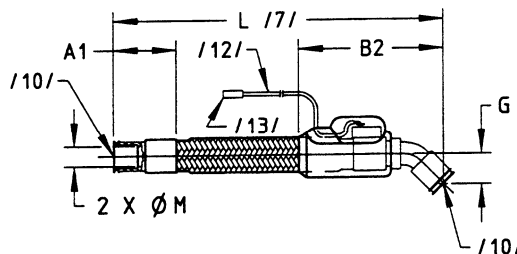


FIGURE 3 - STYLE B2

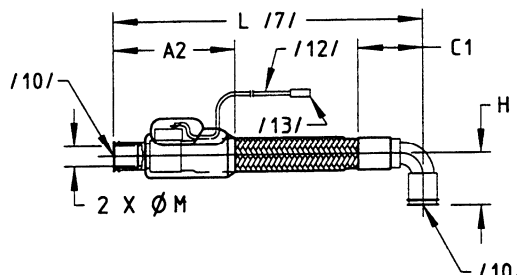
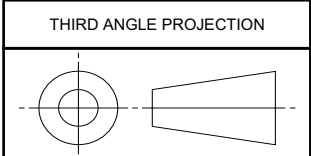


FIGURE 4 - STYLE C1

SAE values your input. To provide feedback on this Technical Report, please visit <http://www.sae.org/technical/standards/AS5422B>



CUSTODIAN: G-3/G-3D

PROCUREMENT SPECIFICATION: AS5420 /2/



**AEROSPACE STANDARD**

HOSE ASSEMBLY, LINED SILICONE,  
HEATED, FIXED CAVITY,  
125 PSI, POTABLE WATER

**AS5422**  
SHEET 1 OF 8

**REV.  
B**

SAE Technical Standards Board Rules provide that: "This report is published by SAE to advance the state of technical and engineering sciences. The use of this report is entirely voluntary, and its applicability and suitability for any particular use, including any patent infringement arising therefrom, is the sole responsibility of the user." SAE reviews each technical report at least every five years at which time it may be revised, reaffirmed, stabilized, or cancelled. SAE invites your written comments and suggestions.

ISSUED 2000-07 REAFFIRMED 2013-01 REVISED 2013-09

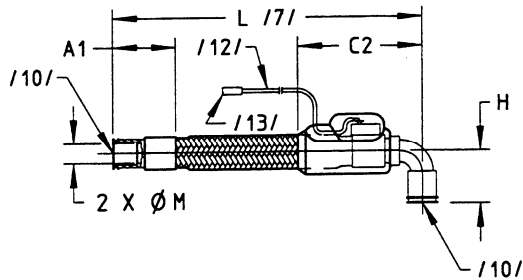


FIGURE 5 - STYLE C2

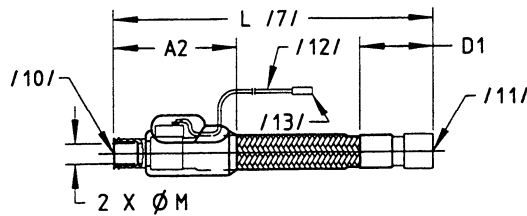


FIGURE 6 - STYLE D1

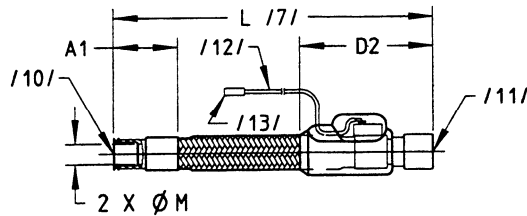


FIGURE 7 - STYLE D2

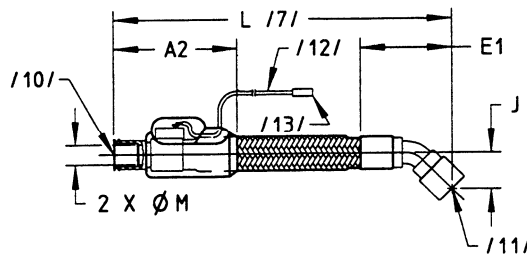


FIGURE 8 - STYLE E1

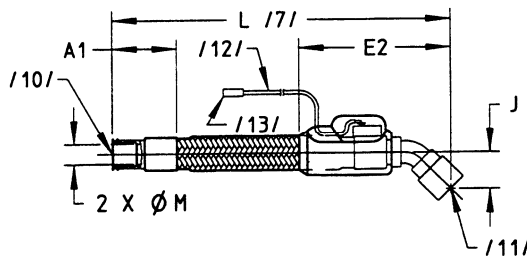


FIGURE 9 - STYLE E2

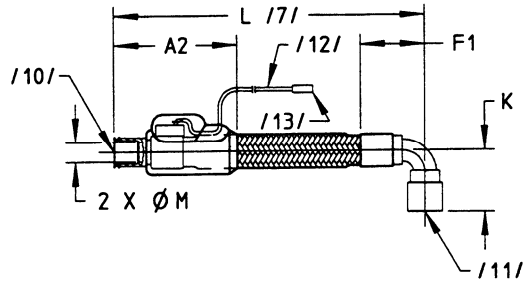


FIGURE 10 - STYLE F1

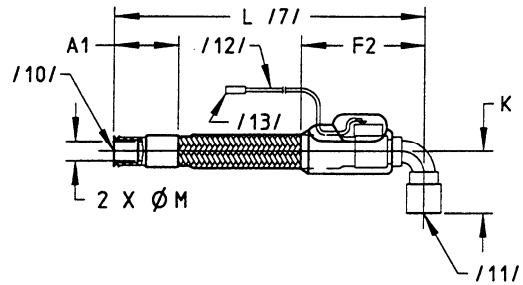


FIGURE 11 - STYLE F2

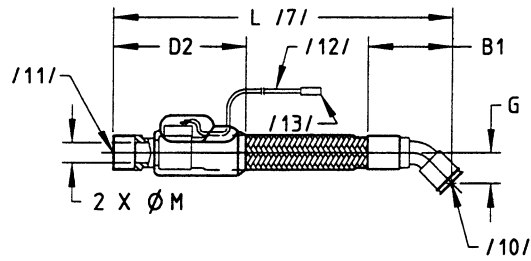


FIGURE 12 - STYLE G1

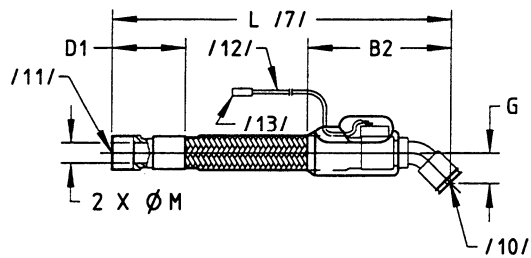


FIGURE 13 - STYLE G2